

EASY

Biography

Flip Report



Thanks for your purchase!

My goal is to create high-quality, easy-to-use products to help save teachers time! If you enjoyed using this product, please consider leaving feedback at my TPT store. Your feedback earns you credits toward future purchases at any TPT store!

If this product does not meet your needs, please leave me a note on the Q & A tab or send me an email at thethirdwheelteacherblog@gmail.com so I can make it right!

Be sure to follow my store for updates on new products, special discounts, and freebies!




You can also follow me on social media by clicking the icons to the right!

-Mrs. D

Stay connected




Stuff you might also like



How To Assemble This Product


Step 1: Find the dotted lines. Use a scissors to cut on these lines until they reach the solid black line. Do NOT cut past the solid line.



Step 2: Fold the paper on the solid black line with the writing facing out.



Step 3: Complete each section by lifting the flap and writing beneath it.



How To Use This Product

This product was designed as part of an easy-to-use foldable book report set. You can get the complete set from my TPT store by clicking [here](#).

Students can read biographies or autobiographies independently or in small groups and use this foldable report to share important information about this individual.

Great for teachers because it allows you to ensure students are comprehending literary nonfiction texts and is great for displays. Students feel less overwhelmed and more engaged with the foldable format, allowing them to produce higher quality work.

This format is designed to be a fast and easy way to assess students knowledge of a historical figure and can be used for language arts, social studies, or science!


Possible Grading Rubric:

	Points Possible	Points Earned
WHO? Student clearly identified who they read about and gives at least 3 true facts about the person.	25	
WHAT? Student accurately identifies why this person is famous and their contribution.	20	
WHEN? Student describes the time the person lived (years) and includes at least 3 relevant facts about what life was like in that time period.	20	
WHY? Student provides an evidence-based explanation for why everyone should know about this person and explains why knowing about this individual is helpful.	25	
WORK QUALITY Student completed the assignment to the best of his/her ability including writing his/her name and writing neatly.	10	
Total Score		

Name: _____

Mini-Report

Biography



Who is the person you read about?

Give some basic information.

Who?

What did they do that made them famous?

What?

When did they live?

What was life like during that time?

When?

Why should everyone know about this person?

How can it help us?

Why?

CREATED BY R. DAVIES 2012



Fonts & Graphics by:



Get the complete set or other great products:

[Foldable Flip Reports for Fiction & Nonfiction Hatchet](#)

[Mr. Popper's Penguins](#)

[Charlotte's Web](#)

[Because of Winn-Dixie](#)

[James and the Giant Peach](#)

[Charlie and the Chocolate Factory](#)

[Number the Stars](#)

This purchase is for a license for reprinting for single classroom use. All items in this pack are copyright protected and are not to be redistributed in part or whole by any individual other than the original creator without written permission. Any other uses of this item must obtain permission from the author.

Questions and comments can be directed to: thethirdwheelteacherblog@gmail.com

Check out my [store](#) or [blog](#) for more great products.

Thanks for your purchase! - Mrs. D

